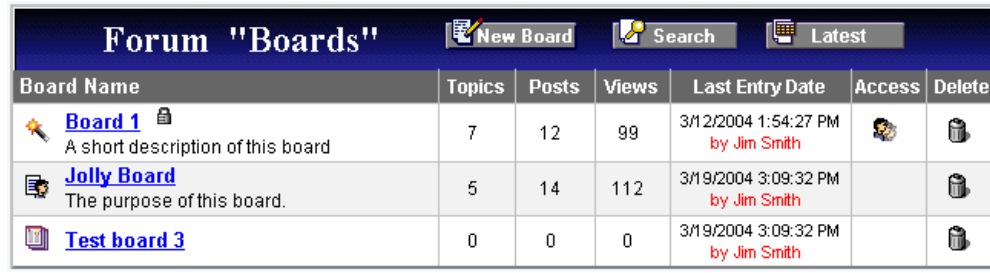









Public vs Private Boards

The originator of a new Board can designate the Board as either Public or Private. Private Boards are shown with a small lock icon as shown below, and the Board originator can add and delete names on an access control list.



Board Name	Topics	Posts	Views	Last Entry Date	Access	Delete
 Board 1 A short description of this board	7	12	99	3/12/2004 1:54:27 PM by Jim Smith		
 Jolly Board The purpose of this board.	5	14	112	3/19/2004 3:09:32 PM by Jim Smith		
 Test board 3	0	0	0	3/19/2004 3:09:32 PM by Jim Smith		

Only users with names on the access control list will be able to enter the discussion forum for that particular Board.

It is recommended, however, that you use caution in using private Boards – and that you never put sensitive information on a Board that you would not want discovered. It is often too easy to overcome security schemes and have information be viewed by unauthorized individuals.

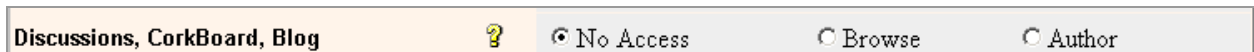
6.1.2 The “Corkboard”

The FoxSuite “Corkboard” is a simple application for posting messages and links – basically about anything. The format is very informal and is a bit like the electronic equivalent to the cork bulletin board in many business hallways – but this corkboard allows replies. Anyone can post to the corkboard, but their Directory name is used so hopefully add a measure or control. Replies also carry the users real name again as a measure of control over what types of things are posted. The Corkboard and Discussion Forum share the same security module.



Member Security Settings:

For new Members, the Discussion, Corkboard, and Blog module has 3 overall levels of Access Permissions as shown below:



These 3 choices can be further defined in terms of the starting named security profiles, and their allowable actions as shown in the chart below:

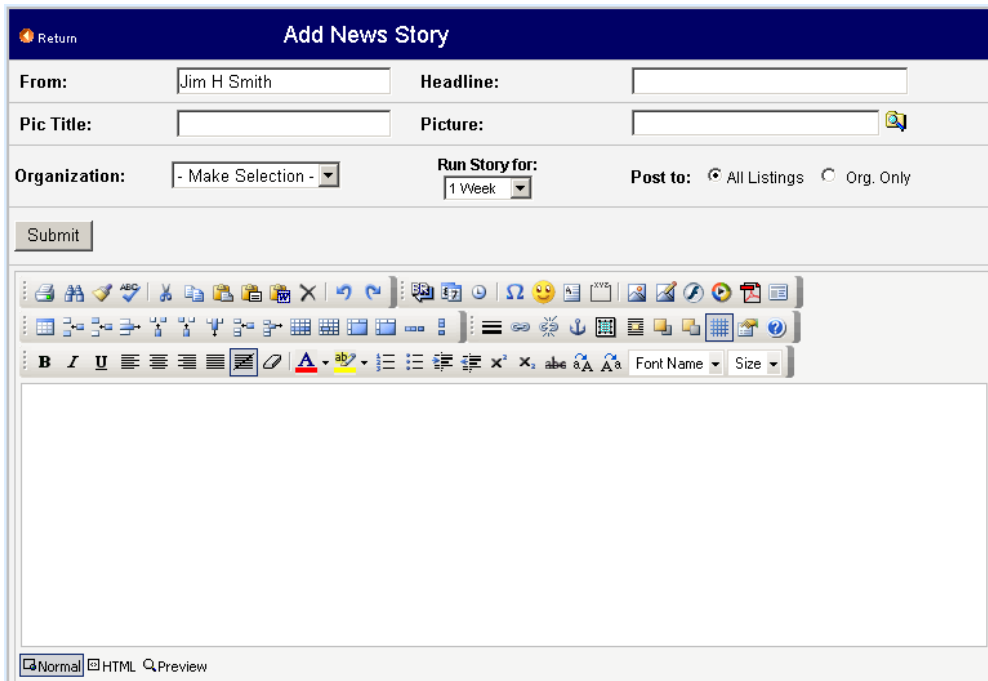
Advanced Security	No Access	Browse	Author		
Basic Security	Guest		Basic, Advanced & Admin		
View Forum Messages/Replies		✓	✓	✓	✓
View Corkboard		✓	✓	✓	✓
Search Forum Messages		✓	✓	✓	✓
Add Forum Message			✓	✓	✓
Reply Forum Message			✓	✓	✓
Delete Forum Message			✓	✓	✓
New Corkboard Item			✓	✓	✓
Reply Corkboard			✓	✓	✓
Delete Corkboard Item			✓	✓	✓

6.1.3 The “News” Board


The “News” Board is designed to post news and information useful to the entire organization. Posting new items requires a Level 4 System Administrator security to provide control over what is posted here. The most recent news posting will also be displayed in the News section of the FoxSuite Home Page as links back to the original full story. Pictures can be included with each post as an added enhancement.

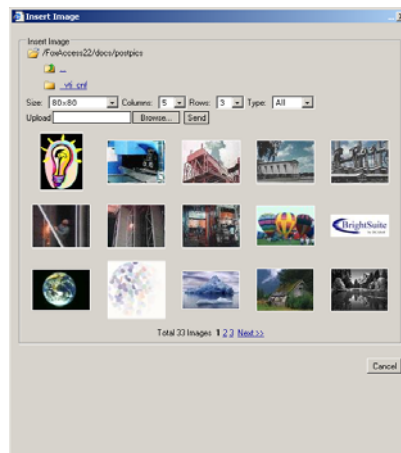


Using the Rich-Text Editor show below, users can enter News stories for general postings, or for organization specific posting only. This allows viewers to select a particular Organization and read news stories focused only that organization.



Users should also select the runtime for their story. The default is one week, but various durations can be selected from the *Run Story for:* pull-down list.

Users can add images/photos to their News Stories by clicking the  icon located on the News Editor's Toolbar. The available images will be those contained in the docs/Postpics folder. If the desired image is not already available in the Postpics folder, the user can upload an image on-the-spot using the pop-up interface shown below.



6.1.4 The RSS News Feed Applet

FoxSuite can display syndicated News “feeds” from the many new sites which format their current news feeds in XML format. These include sites like Yahoo, Reuters, MSN, and hundreds of others. To display a live news feed on the FoxSuite homepage – simply enter the RSS News Feed URL into the FoxSuite Configuration Panel, and then select the RSS News Applet as one of the applets to be displayed on your homepage.

(Example RSS News Feed Entry on Configuration Panel)

RSS Feed URL	<input type="text" value="http://rss.news.yahoo.com/rss/science"/>
---------------------	--

The RSS News Applet has a “Channel” button at the top left which allows the viewer to “change” the RSS feed channel – selecting from a list of previously stored channel URLs.

Channel Button on the RSS News Applet



Users of RSS News feeds should be aware of any terms and conditions of use restrictions stated by the feed provider.

6.1.5 Member Security Settings:

For new Members, the News module has 3 overall levels of Access Permissions as shown below:

News Posting ? No Access Browse Author

These 3 choices can be further defined in terms of the starting named security profiles, and their allowable actions as shown in the chart below:

Advanced Security	No Access	Browse			Author
Basic Security		Guest, Basic & Advanced			Admin
View News Articles		✓	✓	✓	✓
Search News		✓	✓	✓	✓
New Entry					✓
Edit News					✓
Delete News					✓